

Report Date: 3/2/2021

Class C1 Enrollment: 136 / #1

18 wins 7 losses

points: 44.76 / points rank: 7

off. ave.: 68.76 def. ave.: 56.32

LJS: #5 OWH: #6

# Wahoo

### Scores:

- 64 Bennington 71 L
- 59 Aurora 36 W
- 66 Logan View-Scribner-Snyder 58 (OT) W
- 72 Wayne 43 W
- 67 Nebraska City 32 W
- 69 Ashland-Greenwood 53 W
- 82 Seward 47 W
- 89 Elkhorn North 77 W
- 59 Yutan 63 L
- 83 Lincoln Lutheran 47 W
- 56 Crete 43 W
- 67 Blair 60 W
- 79 Ralston 75 W
- 58 Waverly 60 L
- 83 Plattsmouth 50 W
- 65 Platteview 83 L
- 70 Platteview 68 W
- 73 Columbus Scotus 56 W
- 76 Plattsmouth 32 W
- 80 Douglas County West 67 W
- 62 Beatrice 63 L
- 49 Norris 56 L
- 68 Bishop Neumann 49 W
- 78 North Bend Central 66 W
- 45 Pierce 53 L

### District Final Score:

- C1-1 Auburn 48 / Boone Central 41
- C1-2 Kearney Catholic 67 / Central City 36
- C1-3 Adams Central 56 / Ashland-Greenwood 38
- C1-4 Milford 75 / Mitchell 46
- C1-5 St. Paul 52 / Logan View-Scribner-Snyder 44
- C1-6 Pierce 53 / Wahoo 45
- C1-7 Omaha Concordia 59 / North Bend Central 47
- C1-8 Wayne 47 / Ogallala 39




### Sub-District Scores

- 
- C1-1  
Syracuse 48 / Falls City 34  
Auburn 74 / Syracuse 26  
Fairbury 63 / Wilber-Olatonia 58  
Auburn 47 / Fairbury 36
- C1-2  
Raymond Central 62 / Malcolm 57  
Lincoln Christian 56 / Lincoln Lutheran 51  
Milford 85 / Raymond Central 53  
Milford 64 / Lincoln Christian 53
- C1-3  
Ashland-Greenwood 46 / Boys Town 43  
Louisville 55 / Conestoga 35  
Ashland-Greenwood 41 / Louisville 24
- C1-4  
Douglas County West 67 / Arlington 45  
Omaha Concordia 55 / Fort Calhoun 49  
Omaha Concordia 52 / Douglas County West 50
- C1-5  
Bishop Neumann 52 / David City 36  
North Bend Central 60 / Aquinas Catholic 49  
Wahoo 68 / Bishop Neumann 49  
Wahoo 78 / North Bend Central 66
- C1-6  
Boone Central 71 / Madison 37  
Columbus Scotus 48 / Columbus Lakeview 40  
Boone Central 57 / Columbus Scotus 41
- C1-7  
Logan View-Scribner-Snyder 57 / Winnebago 52  
Wayne 48 / West Point-Beemer 44  
Wayne 57 / Logan View-Scribner-Snyder 43
- C1-8  
Battle Creek 62 / Norfolk Catholic 54  
Pierce 58 / O'Neill 44  
Pierce 54 / Battle Creek 35
- C1-9  
Adams Central 74 / Fillmore Central 24  
Gibbon 49 / Wood River 42  
Adams Central 63 / Gibbon 35
- C1-10  
Broken Bow 34 / Ord 32  
Central City 63 / Centura 59  
St. Paul 70 / Broken Bow 45  
St. Paul 74 / Central City 71
- C1-11  
Holdrege 49 / Gothenburg 30  
Cozad 59 / Minden 51  
Kearney Catholic 81 / Holdrege 33  
Kearney Catholic 59 / Cozad 27
- C1-12  
Gordon-Rushville 68 / Valentine 54  
Mitchell 48 / Chadron 34  
Ogallala 59 / Gordon-Rushville 36  
Ogallala 66 / Mitchell 51

### State Tournament

1. Auburn 23 - 0 46.1304 District C1-1 Champions
2. Kearney Catholic 23 - 2 45.4 District C1-2 Champions
3. Adams Central 24 - 2 45.3077 District C1-3 Champions
4. Omaha Concordia 21 - 4 45.2 District C1-7 Champions
5. Milford 26 - 0 45.1538 District C1-4 Champions
6. St. Paul 23 - 2 44.96 District C1-5 Champions
7. Wayne 22 - 5 44.4815 District C1-8 Champions
8. Pierce 21 - 4 44.12 District C1-6 Champions

Upcoming Opponents 3/10/2021



**CLASS C1**  
**NSAA Power Points**  
 3/2/2021

**Lincoln Journal Star**  
 2/9/2021

**Omaha World Herald**  
 2/8/2021

1	Auburn 23 - 0 (46.1304)	1	Auburn 23 - 0 (1)	1	Auburn 23 - 0 (1)
2	Kearney Catholic 23 - 2 (45.4)	2	Kearney Catholic 23 - 2 (2)	2	Adams Central 24 - 2 (2)
3	Adams Central 24 - 2 (45.3077)	3	Adams Central 24 - 2 (3)	3	Kearney Catholic 23 - 2 (3)
4	Omaha Concordia 21 - 4 (45.2)	4	St. Paul 23 - 2 (4)	4	St. Paul 23 - 2 (4)
5	Milford 26 - 0 (45.1538)	5	Wahoo 18 - 7 (5)	5	Milford 26 - 0 (5)
6	St. Paul 23 - 2 (44.96)	6	Milford 26 - 0 (6)	6	Wahoo 18 - 7 (6)
7	Wahoo 18 - 7 (44.76)	7	Omaha Concordia 21 - 4 (7)	7	Ogallala 19 - 5 (7)
8	Wayne 22 - 5 (44.4815)	8	North Bend Central 18 - 6 (9)	8	North Bend Central 18 - 6 (10)
9	Ogallala 19 - 5 (44.25)	9	Wayne 22 - 5 (8)	9	Omaha Concordia 21 - 4 ( )
10	Pierce 21 - 4 (44.12)	10	Pierce 21 - 4 (10)	10	Wayne 22 - 5 (8)

**Class Power Rankings**

- Auburn 23 - 0 - 46.13 - 57.04 / 31.43
- Kearney Catholic 23 - 2 - 45.4 - 60.32 / 38.08
- Adams Central 24 - 2 - 45.31 - 60.19 / 38.5
- Omaha Concordia 21 - 4 - 45.2 - 58.04 / 49.68
- Milford 26 - 0 - 45.15 - 63.08 / 44.73
- St. Paul 23 - 2 - 44.96 - 57.72 / 41.32
- Wahoo 18 - 7 - 44.76 - 68.76 / 56.32
- Wayne 22 - 5 - 44.48 - 51 / 39.81
- Ogallala 19 - 5 - 44.25 - 66.75 / 49.21
- Pierce 21 - 4 - 44.12 - 52.28 / 37.24
- North Bend Central 18 - 6 - 43.88 - 62.96 / 51.92
- Logan View-Scribner-Snyder 16 - 7 - 43 - 51.91 / 45.78
- Mitchell 16 - 10 - 42.88 - 63.08 / 55.96
- Central City 19 - 7 - 42.85 - 62 / 51.54
- Ashland-Greenwood 15 - 8 - 42.7 - 54.87 / 47.09
- Gibbon 12 - 6 - 42.5 - 47.89 / 48.61
- Norfolk Catholic 14 - 9 - 42.26 - 63.57 / 59.35
- Chadron 11 - 11 - 42.14 - 48.45 / 50.36
- Winnebago 14 - 9 - 41.91 - 59.26 / 54.48
- Battle Creek 13 - 11 - 41.71 - 48.54 / 50.75
- Lincoln Christian 12 - 10 - 41.55 - 53.82 / 49.77
- Arlington 14 - 9 - 41.43 - 49.48 / 46.87
- Gordon-Rushville 15 - 11 - 41.42 - 52.35 / 43.77
- Douglas County West 14 - 10 - 41.21 - 63.08 / 51.13
- Boone Central 13 - 13 - 41.12 - 58 / 55.96
- Centura 14 - 8 - 41.09 - 50.55 / 43.77
- Louisville 13 - 10 - 40.83 - 52.57 / 47.26
- O'Neill 11 - 12 - 40.61 - 56.39 / 51.83
- Lincoln Lutheran 11 - 12 - 40.52 - 49.65 / 51.7
- Broken Bow 11 - 11 - 40.41 - 50.23 / 50.27
- Aquinas Catholic 10 - 13 - 40.13 - 46.48 / 51.09
- Wilber-Clatonia 11 - 10 - 40.05 - 45.43 / 42.67
- Fairbury 11 - 12 - 39.91 - 46.65 / 48.7
- Wood River 9 - 13 - 39.82 - 48.77 / 48.59
- Conestoga 11 - 12 - 39.78 - 53.04 / 55.35
- West Point-Beemer 9 - 14 - 39.7 - 49.7 / 45.87
- Fort Calhoun 8 - 14 - 39.18 - 54.09 / 52.82
- Columbus Scotus 8 - 15 - 39 - 49.87 / 53.22
- Falls City 9 - 13 - 38.5 - 42.95 / 46.95
- Cozad 8 - 16 - 38.33 - 47.38 / 52.5
- Malcolm 6 - 15 - 38.29 - 51.38 / 52.38
- Bishop Neumann 7 - 17 - 38.25 - 47.17 / 53.08
- Boys Town 3 - 14 - 38.24 - 52.18 / 66.18
- Ord 5 - 15 - 38.1 - 40.6 / 47.5
- Holdrege 4 - 17 - 37.67 - 50.1 / 64
- Raymond Central 6 - 15 - 37.62 - 48.48 / 61.95
- Gothenburg 5 - 18 - 37.61 - 44.78 / 52.91
- Minden 7 - 16 - 37.52 - 54.87 / 58.57
- Syracuse 4 - 17 - 37 - 44.76 / 60.57
- Columbus Lakeview 3 - 19 - 36.77 - 40.91 / 55.41
- Madison 2 - 18 - 36.15 - 44.05 / 63.2
- David City 3 - 19 - 35.82 - 41.41 / 56.64
- Valentine 1 - 20 - 35.62 - 37.38 / 64.19
- Fillmore Central 1 - 19 - 35.5 - 37.4 / 54.75

**District Finish**

- District B - 4
- Mount Michael Benedictine 22 - 6 - 44.1154
  - Wahoo 23 - 3 - 45.04
  - Schuyler 6 - 16 - 36.6818

**Opponent Rankings**

- Yutan 22 - 2
- Norris 18 - 2
- Wahoo 18 - 7
- Wayne 22 - 5
- Pierce 21 - 4
- Platteview 20 - 4
- North Bend Central 18 - 6
- Beatrice 16 - 6
- Waverly 15 - 6
- Logan View-Scribner-Snyder 16 - 7
- Ashland-Greenwood 15 - 8
- Aurora 16 - 10
- Douglas County West 14 - 10
- Bennington 11 - 11
- Lincoln Lutheran 11 - 12
- Blair 11 - 11
- Elkhorn North 8 - 14
- Aquinas Catholic 10 - 13
- Nebraska City 11 - 12
- Ralston 8 - 14
- Plattsmouth 8 - 15
- Columbus Scotus 8 - 15
- Seward 8 - 16
- Bishop Neumann 7 - 17
- Crete 6 - 18
- David City 3 - 19

**Class Top Tens**

- Offensive Average:
- Wahoo 69.75
  - Ogallala 67.96
  - Mitchell 63.76
  - North Bend Central 63.65
  - Norfolk Catholic 63.57
  - Douglas County West 63.08
  - Central City 63.04
  - Milford 62.6
  - Adams Central 60.36
  - Kearney Catholic 60.04

Defensive Average:

- Auburn 31
- Pierce 36.92
- Kearney Catholic 38.17
- Adams Central 38.52
- Wayne 39.85
- St. Paul 41.21
- Wilber-Clatonia 42.67
- Centura 43.77
- Gordon-Rushville 43.77
- Milford 44.68

Margin:

- Auburn 26.45
- Kearney Catholic 21.87
- Adams Central 21.84
- Ogallala 18.66
- Milford 17.92
- St. Paul 16.75
- Pierce 15.33
- Wahoo 13.29
- Central City 12.12
- North Bend Central 12.04

**Conference Rankings**

- Trailblazer Conference
- Wahoo 18-7 44.76
  - Platteview 20-4 43.88
  - Beatrice 16-6 43.27
  - Nebraska City 11-12 39.78
  - Ralston 8-14 39.18
  - Plattsmouth 8-15 39.04



# Class Rankings

# C1

## Offense List

1. Wahoo 68.76
2. Ogallala 66.75
3. Norfolk Catholic 63.57
4. Douglas County West 63.08
5. Milford 63.08
6. Mitchell 63.08
7. North Bend Central 62.96
8. Central City 62
9. Kearney Catholic 60.32
10. Adams Central 60.19
11. Winnebago 59.26
12. Omaha Concordia 58.04
13. Boone Central 58
14. St. Paul 57.72
15. Auburn 57.04
16. O'Neill 56.39
17. Minden 54.87
18. Ashland-Greenwood 54.87
19. Fort Calhoun 54.09
20. Lincoln Christian 53.82
21. Conestoga 53.04
22. Louisville 52.57
23. Gordon-Rushville 52.35
24. Pierce 52.28
25. Boys Town 52.18
26. Logan View-Scribner-Snyder 51.91
27. Malcolm 51.38
28. Wayne 51
29. Centura 50.55
30. Broken Bow 50.23
31. Holdrege 50.1
32. Columbus Scotus 49.87
33. West Point-Beemer 49.7
34. Lincoln Lutheran 49.65
35. Arlington 49.48
36. Wood River 48.77
37. Battle Creek 48.54
38. Raymond Central 48.48
39. Chadron 48.45
40. Gibbon 47.89
41. Cozad 47.38
42. Bishop Neumann 47.17
43. Fairbury 46.65
44. Aquinas Catholic 46.48
45. Wilber-Clatonia 45.43
46. Gothenburg 44.78
47. Syracuse 44.76
48. Madison 44.05
49. Falls City 42.95
50. David City 41.41
51. Columbus Lakeview 40.91
52. Ord 40.6
53. Fillmore Central 37.4
54. Valentine 37.38

## Defense List

1. Auburn 31.43
2. Pierce 37.24
3. Kearney Catholic 38.08
4. Adams Central 38.5
5. Wayne 39.81
6. St. Paul 41.32
7. Wilber-Clatonia 42.67
8. Centura 43.77
9. Gordon-Rushville 43.77
10. Milford 44.73
11. Logan View-Scribner-Snyder 45.78
12. West Point-Beemer 45.87
13. Arlington 46.87
14. Falls City 46.95
15. Ashland-Greenwood 47.09
16. Louisville 47.26
17. Ord 47.5
18. Wood River 48.59
19. Gibbon 48.61
20. Fairbury 48.7
21. Ogallala 49.21
22. Omaha Concordia 49.68
23. Lincoln Christian 49.77
24. Broken Bow 50.27
25. Chadron 50.36
26. Battle Creek 50.75
27. Aquinas Catholic 51.09
28. Douglas County West 51.13
29. Central City 51.54
30. Lincoln Lutheran 51.7
31. O'Neill 51.83
32. North Bend Central 51.92
33. Malcolm 52.38
34. Cozad 52.5
35. Fort Calhoun 52.82
36. Gothenburg 52.91
37. Bishop Neumann 53.08
38. Columbus Scotus 53.22
39. Winnebago 54.48
40. Fillmore Central 54.75
41. Conestoga 55.35
42. Columbus Lakeview 55.41
43. Boone Central 55.96
44. Mitchell 55.96
45. Wahoo 56.32
46. David City 56.64
47. Minden 58.57
48. Norfolk Catholic 59.35
49. Syracuse 60.57
50. Raymond Central 61.95
51. Madison 63.2
52. Holdrege 64
53. Valentine 64.19
54. Boys Town 66.18

## Margin List

1. Auburn 25.61
2. Kearney Catholic 22.24
3. Adams Central 21.69
4. Milford 18.35
5. Ogallala 17.54
6. St. Paul 16.4
7. Pierce 15.04
8. Wahoo 12.44
9. Douglas County West 11.95
10. Wayne 11.19
11. North Bend Central 11.04
12. Central City 10.46
13. Gordon-Rushville 8.58
14. Omaha Concordia 8.36
15. Ashland-Greenwood 7.78
16. Mitchell 7.12
17. Centura 6.78
18. Logan View-Scribner-Snyder 6.13
19. Louisville 5.31
20. Winnebago 4.78
21. O'Neill 4.56
22. Norfolk Catholic 4.22
23. Lincoln Christian 4.05
24. West Point-Beemer 3.83
25. Wilber-Clatonia 2.76
26. Arlington 2.61
27. Boone Central 2.04
28. Fort Calhoun 1.27
29. Wood River .18
30. Broken Bow -.04
31. Gibbon -.72
32. Malcolm -1
33. Chadron -1.91
34. Lincoln Lutheran -2.05
35. Fairbury -2.05
36. Battle Creek -2.21
37. Conestoga -2.31
38. Columbus Scotus -3.35
39. Minden -3.7
40. Falls City -4
41. Aquinas Catholic -4.61
42. Cozad -5.12
43. Bishop Neumann -5.91
44. Ord -6.9
45. Gothenburg -8.13
46. Raymond Central -13.47
47. Holdrege -13.9
48. Boys Town -14
49. Columbus Lakeview -14.5
50. David City -15.23
51. Syracuse -15.81
52. Fillmore Central -17.35
53. Madison -19.15
54. Valentine -26.81

Note: Offensive and Defensive averages are based on original scores reported to NSAA and do not usually reflect any later corrections made to those reports.



# 2021

# Wahoo


Date	Opponent	Type	pwr pts	Score	68.76 Off Av	56.32 Def Av	Class	Record	18 - 7 points	44.76 NSAA	LJS	OWH
12/3/2020	@ Bennington	RS	38	64 -- 71	58.45	52.86	B	11 - 11	40.95	14		9
12/4/2020	Aurora	RS	49	59 -- 36	48.85	45.27	B	16 - 10	41.27	12		9
12/10/2020	@ Logan View-Scribner-	RS	47	66 -- 58	51.91	45.78	C1	16 - 7	43	12		
12/11/2020	@ Wayne	RS	50	72 -- 43	51	39.81	C1	22 - 5	44.48	8	9	10
12/17/2020	Nebraska City	RS	46	67 -- 32	50.3	53.57	B	11 - 12	39.78	17		
12/22/2020	Ashland-Greenwood	RS	47	69 -- 53	54.87	47.09	C1	15 - 8	42.7	15		
12/28/2020	Seward	HT	46	82 -- 47	46.83	55.63	B	8 - 16	38.42	23		
12/30/2020	Elkhorn North	HT	46	89 -- 77	56.59	61.36	B	8 - 14	40.14	16		
1/2/2021	@ Yutan	RS	39	59 -- 63	57.38	44.04	C2	22 - 2	46.21	2	2	2
1/5/2021	@ Lincoln Lutheran	RS	44	83 -- 47	49.65	51.7	C1	11 - 12	40.52	29		
1/9/2021	Crete	RS	46	56 -- 43	43.63	54.25	B	6 - 18	37.75	26		
1/12/2021	@ Blair	RS	49	67 -- 60	46.27	48.55	B	11 - 11	40.41	15		
1/19/2021	@ Ralston	RS	46	79 -- 75	56.05	59.5	B	8 - 14	39.18	20	8	
1/21/2021	Waverly	RS	38	58 -- 60	48.14	42.57	B	15 - 6	43.14	8	7	5
1/28/2021	Plattsmouth	CT	46	83 -- 50	47.52	57.57	B	8 - 15	39.04	21		
1/30/2021	Platteview	CT	41	65 -- 83	64.63	53.46	B	20 - 4	43.88	5	5	6
2/2/2021	@ Platteview	RS	52	70 -- 68	64.63	53.46	B	20 - 4	43.88	5	5	6
2/9/2021	@ Columbus Scotus	RS	44	73 -- 56	49.87	53.22	C1	8 - 15	39	38		
2/11/2021	Plattsmouth	RS	46	76 -- 32	47.52	57.57	B	8 - 15	39.04	21		
2/13/2021	Douglas County West	RS	47	80 -- 67	63.08	51.13	C1	14 - 10	41.21	24		
2/16/2021	Beatrice	RS	38	62 -- 63	55.41	46.91	B	16 - 6	43.27	7	6	7
2/19/2021	@ Norris	RS	41	49 -- 56	62.5	46.1	B	18 - 2	45	1	2	2
2/23/2021	Bishop Neumann	DT	44	68 -- 49	47.17	53.08	C1	7 - 17	38.25	42		
2/25/2021	North Bend Central	DT	50	78 -- 66	62.96	51.92	C1	18 - 6	43.88	11	8	8
2/27/2021	Pierce	DT	39	45 -- 53	52.28	37.24	C1	21 - 4	44.12	10	10	

RS = Regular Season HT = Holiday Tournament CT = Conference Tournament

OT = Other Tournament DT = District Tournament ST = State Tournament

Note: For games not yet played, power points are projected for a win under current opponent status.

C1



Auburn: State Seed: 1  
 Class C1 Enrollment: 105 / #11  
 23 wins 0 losses  
 points: 46.1304 / points rank: 1  
 off. ave.: 57.04 def. ave.: 31.43  
 LJS: #1 OWH: #1

Milford: State Seed: 5  
 Class C1 Enrollment: 83 / #31  
 26 wins 0 losses  
 points: 45.1538 / points rank: 5  
 off. ave.: 63.08 def. ave.: 44.73  
 LJS: #6 OWH: #5

Kearney Catholic: State Seed: 2  
 Class C1 Enrollment: 80 / #34  
 23 wins 2 losses  
 points: 45.4 / points rank: 2  
 off. ave.: 60.32 def. ave.: 38.08  
 LJS: #2 OWH: #3

St. Paul: State Seed: 6  
 Class C1 Enrollment: 92 / #23  
 23 wins 2 losses  
 points: 44.96 / points rank: 6  
 off. ave.: 57.72 def. ave.: 41.32  
 LJS: #4 OWH: #4


Adams Central: State Seed: 3  
 Class C1 Enrollment: 107 / #9  
 24 wins 2 losses  
 points: 45.3077 / points rank: 3  
 off. ave.: 60.19 def. ave.: 38.5  
 LJS: #3 OWH: #2

Wayne: State Seed: 7  
 Class C1 Enrollment: 130 / #3  
 22 wins 5 losses  
 points: 44.4815 / points rank: 8  
 off. ave.: 51 def. ave.: 39.81  
 LJS: #9 OWH: #10


Omaha Concordia: State Seed: 4  
 Class C1 Enrollment: 100 / #16  
 21 wins 4 losses  
 points: 45.2 / points rank: 4  
 off. ave.: 58.04 def. ave.: 49.68  
 LJS: #7 OWH: #9

Pierce: State Seed: 8  
 Class C1 Enrollment: 100 / #17  
 21 wins 4 losses  
 points: 44.12 / points rank: 10  
 off. ave.: 52.28 def. ave.: 37.24  
 LJS: #10

C1



C1



Auburn: State Seed: 1  
 Class C1 Enrollment: 105 / #11  
 23 wins 0 losses  
 points: 46.1304 / points rank: 1  
 off. ave.: 57.04 def. ave.: 31.43  
 LJS: #1 OWH: #1

Milford: State Seed: 5  
 Class C1 Enrollment: 83 / #31  
 26 wins 0 losses  
 points: 45.1538 / points rank: 5  
 off. ave.: 63.08 def. ave.: 44.73  
 LJS: #6 OWH: #5

Kearney Catholic: State Seed: 2  
 Class C1 Enrollment: 80 / #34  
 23 wins 2 losses  
 points: 45.4 / points rank: 2  
 off. ave.: 60.32 def. ave.: 38.08  
 LJS: #2 OWH: #3

St. Paul: State Seed: 6  
 Class C1 Enrollment: 92 / #23  
 23 wins 2 losses  
 points: 44.96 / points rank: 6  
 off. ave.: 57.72 def. ave.: 41.32  
 LJS: #4 OWH: #4


Adams Central: State Seed: 3  
 Class C1 Enrollment: 107 / #9  
 24 wins 2 losses  
 points: 45.3077 / points rank: 3  
 off. ave.: 60.19 def. ave.: 38.5  
 LJS: #3 OWH: #2

Wayne: State Seed: 7  
 Class C1 Enrollment: 130 / #3  
 22 wins 5 losses  
 points: 44.4815 / points rank: 8  
 off. ave.: 51 def. ave.: 39.81  
 LJS: #9 OWH: #10

Omaha Concordia: State Seed: 4  
 Class C1 Enrollment: 100 / #16  
 21 wins 4 losses  
 points: 45.2 / points rank: 4  
 off. ave.: 58.04 def. ave.: 49.68  
 LJS: #7 OWH: #9


Pierce: State Seed: 8  
 Class C1 Enrollment: 100 / #17  
 21 wins 4 losses  
 points: 44.12 / points rank: 10  
 off. ave.: 52.28 def. ave.: 37.24  
 LJS: #10

C1





C1



Auburn: State Seed: 1  
 Class C1 Enrollment: 105 / #11  
 23 wins 0 losses  
 points: 46.1304 / points rank: 1  
 off. ave.: 57.04 def. ave.: 31.43  
 LJS: #1 OWH: #1

Milford: State Seed: 5  
 Class C1 Enrollment: 83 / #31  
 26 wins 0 losses  
 points: 45.1538 / points rank: 5  
 off. ave.: 63.08 def. ave.: 44.73  
 LJS: #6 OWH: #5

Kearney Catholic: State Seed: 2  
 Class C1 Enrollment: 80 / #34  
 23 wins 2 losses  
 points: 45.4 / points rank: 2  
 off. ave.: 60.32 def. ave.: 38.08  
 LJS: #2 OWH: #3

St. Paul: State Seed: 6  
 Class C1 Enrollment: 92 / #23  
 23 wins 2 losses  
 points: 44.96 / points rank: 6  
 off. ave.: 57.72 def. ave.: 41.32  
 LJS: #4 OWH: #4


Adams Central: State Seed: 3  
 Class C1 Enrollment: 107 / #9  
 24 wins 2 losses  
 points: 45.3077 / points rank: 3  
 off. ave.: 60.19 def. ave.: 38.5  
 LJS: #3 OWH: #2

Wayne: State Seed: 7  
 Class C1 Enrollment: 130 / #3  
 22 wins 5 losses  
 points: 44.4815 / points rank: 8  
 off. ave.: 51 def. ave.: 39.81  
 LJS: #9 OWH: #10


Omaha Concordia: State Seed: 4  
 Class C1 Enrollment: 100 / #16  
 21 wins 4 losses  
 points: 45.2 / points rank: 4  
 off. ave.: 58.04 def. ave.: 49.68  
 LJS: #7 OWH: #9

Pierce: State Seed: 8  
 Class C1 Enrollment: 100 / #17  
 21 wins 4 losses  
 points: 44.12 / points rank: 10  
 off. ave.: 52.28 def. ave.: 37.24  
 LJS: #10

C1



C1



Auburn: State Seed: 1  
 Class C1 Enrollment: 105 / #11  
 23 wins 0 losses  
 points: 46.1304 / points rank: 1  
 off. ave.: 57.04 def. ave.: 31.43  
 LJS: #1 OWH: #1

Milford: State Seed: 5  
 Class C1 Enrollment: 83 / #31  
 26 wins 0 losses  
 points: 45.1538 / points rank: 5  
 off. ave.: 63.08 def. ave.: 44.73  
 LJS: #6 OWH: #5

Kearney Catholic: State Seed: 2  
 Class C1 Enrollment: 80 / #34  
 23 wins 2 losses  
 points: 45.4 / points rank: 2  
 off. ave.: 60.32 def. ave.: 38.08  
 LJS: #2 OWH: #3

St. Paul: State Seed: 6  
 Class C1 Enrollment: 92 / #23  
 23 wins 2 losses  
 points: 44.96 / points rank: 6  
 off. ave.: 57.72 def. ave.: 41.32  
 LJS: #4 OWH: #4


Adams Central: State Seed: 3  
 Class C1 Enrollment: 107 / #9  
 24 wins 2 losses  
 points: 45.3077 / points rank: 3  
 off. ave.: 60.19 def. ave.: 38.5  
 LJS: #3 OWH: #2

Wayne: State Seed: 7  
 Class C1 Enrollment: 130 / #3  
 22 wins 5 losses  
 points: 44.4815 / points rank: 8  
 off. ave.: 51 def. ave.: 39.81  
 LJS: #9 OWH: #10


Omaha Concordia: State Seed: 4  
 Class C1 Enrollment: 100 / #16  
 21 wins 4 losses  
 points: 45.2 / points rank: 4  
 off. ave.: 58.04 def. ave.: 49.68  
 LJS: #7 OWH: #9

Pierce: State Seed: 8  
 Class C1 Enrollment: 100 / #17  
 21 wins 4 losses  
 points: 44.12 / points rank: 10  
 off. ave.: 52.28 def. ave.: 37.24  
 LJS: #10

C1



C1



Auburn: State Seed: 1  
 Class C1 Enrollment: 105 / #11  
 23 wins 0 losses  
 points: 46.1304 / points rank: 1  
 off. ave.: 57.04 def. ave.: 31.43  
 LJS: #1 OWH: #1

Milford: State Seed: 5  
 Class C1 Enrollment: 83 / #31  
 26 wins 0 losses  
 points: 45.1538 / points rank: 5  
 off. ave.: 63.08 def. ave.: 44.73  
 LJS: #6 OWH: #5

Kearney Catholic: State Seed: 2  
 Class C1 Enrollment: 80 / #34  
 23 wins 2 losses  
 points: 45.4 / points rank: 2  
 off. ave.: 60.32 def. ave.: 38.08  
 LJS: #2 OWH: #3

St. Paul: State Seed: 6  
 Class C1 Enrollment: 92 / #23  
 23 wins 2 losses  
 points: 44.96 / points rank: 6  
 off. ave.: 57.72 def. ave.: 41.32  
 LJS: #4 OWH: #4


Adams Central: State Seed: 3  
 Class C1 Enrollment: 107 / #9  
 24 wins 2 losses  
 points: 45.3077 / points rank: 3  
 off. ave.: 60.19 def. ave.: 38.5  
 LJS: #3 OWH: #2

Wayne: State Seed: 7  
 Class C1 Enrollment: 130 / #3  
 22 wins 5 losses  
 points: 44.4815 / points rank: 8  
 off. ave.: 51 def. ave.: 39.81  
 LJS: #9 OWH: #10


Omaha Concordia: State Seed: 4  
 Class C1 Enrollment: 100 / #16  
 21 wins 4 losses  
 points: 45.2 / points rank: 4  
 off. ave.: 58.04 def. ave.: 49.68  
 LJS: #7 OWH: #9

Pierce: State Seed: 8  
 Class C1 Enrollment: 100 / #17  
 21 wins 4 losses  
 points: 44.12 / points rank: 10  
 off. ave.: 52.28 def. ave.: 37.24  
 LJS: #10

C1



C1



Auburn: State Seed: 1  
 Class C1 Enrollment: 105 / #11  
 23 wins 0 losses  
 points: 46.1304 / points rank: 1  
 off. ave.: 57.04 def. ave.: 31.43  
 LJS: #1 OWH: #1

Milford: State Seed: 5  
 Class C1 Enrollment: 83 / #31  
 26 wins 0 losses  
 points: 45.1538 / points rank: 5  
 off. ave.: 63.08 def. ave.: 44.73  
 LJS: #6 OWH: #5

Kearney Catholic: State Seed: 2  
 Class C1 Enrollment: 80 / #34  
 23 wins 2 losses  
 points: 45.4 / points rank: 2  
 off. ave.: 60.32 def. ave.: 38.08  
 LJS: #2 OWH: #3

St. Paul: State Seed: 6  
 Class C1 Enrollment: 92 / #23  
 23 wins 2 losses  
 points: 44.96 / points rank: 6  
 off. ave.: 57.72 def. ave.: 41.32  
 LJS: #4 OWH: #4


Adams Central: State Seed: 3  
 Class C1 Enrollment: 107 / #9  
 24 wins 2 losses  
 points: 45.3077 / points rank: 3  
 off. ave.: 60.19 def. ave.: 38.5  
 LJS: #3 OWH: #2

Wayne: State Seed: 7  
 Class C1 Enrollment: 130 / #3  
 22 wins 5 losses  
 points: 44.4815 / points rank: 8  
 off. ave.: 51 def. ave.: 39.81  
 LJS: #9 OWH: #10

Omaha Concordia: State Seed: 4  
 Class C1 Enrollment: 100 / #16  
 21 wins 4 losses  
 points: 45.2 / points rank: 4  
 off. ave.: 58.04 def. ave.: 49.68  
 LJS: #7 OWH: #9


Pierce: State Seed: 8  
 Class C1 Enrollment: 100 / #17  
 21 wins 4 losses  
 points: 44.12 / points rank: 10  
 off. ave.: 52.28 def. ave.: 37.24  
 LJS: #10

C1





C1



Auburn: State Seed: 1  
 Class C1 Enrollment: 105 / #11  
 23 wins 0 losses  
 points: 46.1304 / points rank: 1  
 off. ave.: 57.04 def. ave.: 31.43  
 LJS: #1 OWH: #1

Milford: State Seed: 5  
 Class C1 Enrollment: 83 / #31  
 26 wins 0 losses  
 points: 45.1538 / points rank: 5  
 off. ave.: 63.08 def. ave.: 44.73  
 LJS: #6 OWH: #5

Kearney Catholic: State Seed: 2  
 Class C1 Enrollment: 80 / #34  
 23 wins 2 losses  
 points: 45.4 / points rank: 2  
 off. ave.: 60.32 def. ave.: 38.08  
 LJS: #2 OWH: #3

St. Paul: State Seed: 6  
 Class C1 Enrollment: 92 / #23  
 23 wins 2 losses  
 points: 44.96 / points rank: 6  
 off. ave.: 57.72 def. ave.: 41.32  
 LJS: #4 OWH: #4


Adams Central: State Seed: 3  
 Class C1 Enrollment: 107 / #9  
 24 wins 2 losses  
 points: 45.3077 / points rank: 3  
 off. ave.: 60.19 def. ave.: 38.5  
 LJS: #3 OWH: #2

Wayne: State Seed: 7  
 Class C1 Enrollment: 130 / #3  
 22 wins 5 losses  
 points: 44.4815 / points rank: 8  
 off. ave.: 51 def. ave.: 39.81  
 LJS: #9 OWH: #10


Omaha Concordia: State Seed: 4  
 Class C1 Enrollment: 100 / #16  
 21 wins 4 losses  
 points: 45.2 / points rank: 4  
 off. ave.: 58.04 def. ave.: 49.68  
 LJS: #7 OWH: #9

Pierce: State Seed: 8  
 Class C1 Enrollment: 100 / #17  
 21 wins 4 losses  
 points: 44.12 / points rank: 10  
 off. ave.: 52.28 def. ave.: 37.24  
 LJS: #10

C1



C1



Auburn: State Seed: 1  
 Class C1 Enrollment: 105 / #11  
 23 wins 0 losses  
 points: 46.1304 / points rank: 1  
 off. ave.: 57.04 def. ave.: 31.43  
 LJS: #1 OWH: #1

Milford: State Seed: 5  
 Class C1 Enrollment: 83 / #31  
 26 wins 0 losses  
 points: 45.1538 / points rank: 5  
 off. ave.: 63.08 def. ave.: 44.73  
 LJS: #6 OWH: #5

Kearney Catholic: State Seed: 2  
 Class C1 Enrollment: 80 / #34  
 23 wins 2 losses  
 points: 45.4 / points rank: 2  
 off. ave.: 60.32 def. ave.: 38.08  
 LJS: #2 OWH: #3

St. Paul: State Seed: 6  
 Class C1 Enrollment: 92 / #23  
 23 wins 2 losses  
 points: 44.96 / points rank: 6  
 off. ave.: 57.72 def. ave.: 41.32  
 LJS: #4 OWH: #4

Adams Central: State Seed: 3  
 Class C1 Enrollment: 107 / #9  
 24 wins 2 losses  
 points: 45.3077 / points rank: 3  
 off. ave.: 60.19 def. ave.: 38.5  
 LJS: #3 OWH: #2

Wayne: State Seed: 7  
 Class C1 Enrollment: 130 / #3  
 22 wins 5 losses  
 points: 44.4815 / points rank: 8  
 off. ave.: 51 def. ave.: 39.81  
 LJS: #9 OWH: #10

Omaha Concordia: State Seed: 4  
 Class C1 Enrollment: 100 / #16  
 21 wins 4 losses  
 points: 45.2 / points rank: 4  
 off. ave.: 58.04 def. ave.: 49.68  
 LJS: #7 OWH: #9

Pierce: State Seed: 8  
 Class C1 Enrollment: 100 / #17  
 21 wins 4 losses  
 points: 44.12 / points rank: 10  
 off. ave.: 52.28 def. ave.: 37.24  
 LJS: #10

C1

